

VISION 2030

WITH

PERSPECTIVE DEVELOPMENT PLAN



UNIVERSITY OF ENGINEERING & TECHNOLOGY
LAHORE

Updated April 2012

UET's Vision 2030

With

Perspective Development Plan



Prepared by:

Directorate of Planning & Development

Approved by

University Syndicate

**Updated
April, 2012**

CONTENTS

TOPIC	P. No.
1. Preamble	1-2
2. UET's Significance and Contribution	3-4
3. UET's Enduring Commitments	5
4. Major Objectives / Focus Areas of the University	6-8
5. Issues, Targets and Strategies	9-21
a. Enhancing Students Enrolment	9
b. Faculty Induction and Retention	10-11
c. Faculty Development	11-13
d. Staff Induction	14-16
e. Teaching & Research	17
f. Linkages with Industry Social Sector and Academic Organizations	18
g. Students Services and Facilities	19
h. Quality Enhancement	20
i. Internationalizing the University and improving World Ranking	21
6. Funding of the University	22-28
a. Development Funds	22-25
b. Recurring Funds	26
c. Financial Sustainability of the University	27
d. Implementation Position of on going Projects	28
7. Annexures	29-32

a. Requirements of Development Funds for UET Main Lahore	Anx-A	29
b. Requirements of Development Funds for KSK Campus	Anx-B	30
c. Requirements of Development Funds for FSD Campus	Anx-C	31
b. Requirements of Development Funds for RCET, G/Wala	Anx-D	32

PREAMBLE

University of Engineering and Technology (UET) Lahore prepared its “Three years Development Plan” in 2000, which was updated annually so as to run it as a role on plan. Numerous projects and degree programmes conceived under this plan were successfully implemented. However in 2005, in the light of Medium Term Development Frame Work of the Planning Commission, it was transformed into “Development Vision with 15 years Perspective Plan”. Based on this plan, three Mega Projects namely “Development of Main Campus of UET Lahore Phase-I” (Rs. 493 Million), Establishment of Kala Shah Kaku Campus Phase-I” (Rs. 480 Million) and Establishment of Faisalabad Campus Phase-I” (Rs. 476 Million) were approved and successfully completed.

In August 2007, the Planning Commission launched Vision 2030. In the light of this document, UET prepared “Vision 2030 with Perspective Development Plan”, projecting into the future development of the university by 2015, 2020, 2025 and 2030. Based on this Vision, the Planning Commission approved in November, 2007 a development package of Rs. 5929 Million for all Campuses of UET under the title “Strengthening of UET Lahore” to be completed in five years.

In this plan students enrollment has been taken as the basic parameter for the development of each campus. Students to teacher ratio has been planned at 15:1 till 2015 and is proposed to be improved to 10:1 subsequently. For faculty development, the number of

Ph.D holders has been planned to be raised to 60% by 2015, 75% by 2020 and to 100% by 2030 at UET Main.

At UET Main Lahore, undergraduate enrollment has been planned upto 6000 students, beyond which the focus shall shift to the expansion and improvement of post-graduate teaching and research. With this in view research facilities are planned to be further strengthened.

Kala Shah Kaku and Faisalabad campuses shall initially concentrate on undergraduate programmes. Subsequently post-graduate teaching and research will be introduced.

Rachna College of Engineering and Technology (RCET) Gujranwala shall initially concentrate on making up of deficiencies. Subsequently the college will be expanded and more disciplines will be added.

The Mega Project “Strengthening of UET Lahore is under implementation. UET acknowledges with thanks the guidance and financial support provided by the Higher Education Commission, the Planning Commission and the Government of the Punjab. It is hoped that such a support will continue for further strengthening of the university.

(Vice-Chancellor)

UET's SIGNIFICANCE AND CONTRIBUTION

Local and Regional Significance of UET Lahore

1. University of Engineering and Technology Lahore is the oldest Engineering Institution of Pakistan. It started its career as Mughalpua Technical College in 1921, became Maclagan Engineering College in 1923 and was upgraded into a University in 1961, when it was named West Pakistan University of Engineering and Technology – the only one of its kind existing in the then West Pakistan. After loss of East Pakistan it was renamed as University of Engineering and Technology, (UET) Lahore.
2. Over the years the University has produced more than 33000 Engineering Graduates. The University has international standing and its graduates are accepted the world over.
3. The University has a student body of about 10000 with over 900 faculty members It has about 800 foreign students from countries like Saudi Arabia, Iran, Jordan, Palestine, Ethopia, Sumalia, Sri Lanka, Bangala Desh, Nepal, Afghanistan etc. including overseas Pakistanis from various countries.
4. The University has been ranked as the best Public Sector Engineering University of Pakistan. It is amongst the top 100 Universities of Asia and top 300 Engineering Universities of the World.

Contribution of the University to the Community

5. The University is chartered to train graduates essentially from the Province of Punjab, but it offers exchange quota seats to other Provinces as well as Azad Kashmir, Northern Areas and Fata. Annual induction of students at Undergraduate level is about 2200 and Post graduate level about 800.

6. Considering the ever increasing demand for engineering graduates in the country, the University has enhanced students' induction over the last few years. To further enhance the students' enrollment the University has established campuses at Kala Shah Kaku, Faisalabad and Gujranwala. KSK Campus offers 40% open merit seats at all Pakistan level.
7. The University has maintained a high merit in the induction of students and faculty. Being a State University, UET has been offering education at affordable rate despite, financial pressures.

Contribution of the University to the Economy and Industry

8. The University has six Faculties with 23 Departments and 14 Research Centres. These are equipped with latest equipment and impart teaching and research keeping in view the economic and industrial requirements of the country.
9. The University has set up new campuses specifically aimed at interacting with industry in the Golden Industrial triangle of Gujranwala-Faisalabad-Sheikhupura.
10. In keeping with its motto "Engineering Stronger Pakistan" the University is contributing significantly in developing the Industry and Economy of the Country.

UET's ENDURING COMMITMENTS

11. **UET's Vision**

To seek and generate knowledge for local and global competitive advantage, develop into a leading world class Engineering University and Engineer Stronger Pakistan.

12. **UET's Mission**

Play a leading role as a Public Sector University of Engineering & Technology and conduct teaching and research that is internationally relevant, financially affordable and has a direct bearing on country's industrial, technological and economic development.

13. **Core Values**

For the accomplishment of its mission the University is guided by the following core values:-

- a. Recognize and reward merit, innovation and creativity.
- b. Attain and maintain quality and excellence in teaching and research.
- c. Ensure transparency and openness in all academic, financial and public dealings.
- d. Follow students centered approach in all policy matters.
- e. Recruit, nurture and retain high quality faculty.

14. **UET's Aspiration**

The university aspires to be the regional leader and wishes to improve its ranking from top 300 Engineering Universities of the world to top 100 universities of the world.

MAJOR OBJECTIVES/FOCUS AREAS OF THE UNIVERSITY

15. To meet the growing need for engineering graduates in the country, the University plans to strengthen/expand UET Main Lahore without compromising on quality, and develop Kala

Shah Kaku (KSK), Faisalabad and Rachna Campuses. To this end major objectives/focus areas of the university shall be as under:-

a. UET Main

- 1) UET Main Lahore shall continue to be the flag bearer of the University with focus on improving the quality of teaching and research, enabling it to attain a position among the leading world class Engineering Universities.
- 2) In order to lay requisite emphases on research, Undergraduate students' enrollment shall be maintained at about 6000 while Postgraduate enrollment shall be gradually enhanced to around 4000 students.
- 3) Induction of International Students shall be expanded from 800 to 1200 per annum.
- 4) Faculty of Earth Sciences and Engineering shall be added by 2015.
- 5) The UET Main shall have 60% Ph.D. teachers by 2015, 75% by 2020, 90% by 2025 and 100% Ph.Ds by 2030.
- 6) After strengthening of Undergraduate Labs and the old Research Centre the emphasis of development shall shift to the strengthening of the following research facilities:-
 - a) Laser and Optronics Centre
 - b) Automotive Engineering Centre
 - c) Innovation and Technology Incubation Centre
 - d) Energy Technologies Development Centre
 - e) Nano Technologies Research Centre
- 7) Tho following facilities shall be set up by 2015:-
 - a. Institute of Business and Management
 - b. Engineering Services UET Pakistan (Pvt) Ltd.
 - c. Foundry facility will be added to Manufacturing Technologies Development Centre.

b. KSK Campus

- 1) Major focus of this campus shall be on the development of departmental infrastructure and support facilities for 1300 students by 2015, 2600 students by 2020 and 5200 students by 2030.
- 2) The campus shall induct 40% students at national level besides allocating seats for the Province of Punjab and international students.

- 3) The following Departments shall be reorganized to offer Engineering Technology Programmes in addition to Engineering Programme by 2015:-
 - a. Department of Mechanical, Mechatronics and Manufacturing Engineering
 - b. Department of Electrical, Electronics and Telecommunication Engineering
 - c. Department of Chemical, Polymer and Composite Materials Engineering
 - d. Department of Bio Medical Engineering and Technology
- 4) The campus shall establish following Research facilities by 2015:-
 - a. Bio Medical Engineering Centre
 - b. Energy Technology Park
- 5) The campus shall have 30% Ph.D. teachers by 2015, 45% by 2020, 60% by 2025 and 75% PhDs by 2030.
- 6) The campus shall proactively interact with industry located on Lahore-Gujranwala road and Lahore-Sheikhupura road.

c. Faisalabad Campus

- 1) Like KSK Campus, major focus of development of this campus shall be on the establishment of academic and support infrastructure for 1300 students by 2015, 2600 students by 2020 and 5200 students by 2030.
- 2) The campus shall set up Textile Engineering Technology Centre by 2015.
- 3) The campus shall have 30% Ph.Ds teachers by 2015, 45% by 2020, 60% by 2025 and 75% Ph.Ds by 2030.

- 4) The campus shall proactively interact with industry located on Faisalabad-Sheikhupura road and Faisalabad-Jaranwla road.
- 5) The campus shall become an independent Engineering University by 2015. Before that happens, the existing Departments shall be organized into following Faculties:-
 - a. Faculty of Mechanical, Mechatronics, Manufacturing and Textile Engineering
 - b. Faculty of Electrical, Electronics and Telecommunication Engineering
 - c. Faculty of Chemical, Polymer and Composite Materials Engineering
 - d. Faculty of Basic Sciences and Humanities

d. Rachna College of Engineering and Technology

- 1) Major focus of the College shall be on expansion of infrastructure.
- 2) The College shall have 30% Ph.D teachers by 2015 and 75% Ph.Ds by 2030.
- 3) The College shall interact with industry located around Gujranwala, Wazirabad-Gujrat area.
- 4) The College shall be upgraded into an Engineering University by 2015.

ISSUES, TARGETS AND STRATEGIES

16. **Enhancing Students Enrollment**

a. **Targets/Objectives**

- 1) To enhance Post graduate enrollment at UET Main upto 2000 by 2015 and 4000 by 2020.
- 2) To enhance undergraduate enrollment at KSK and Faisalabad Campuses as under:-
 - a. Year 2015 1300 students each
 - b. Year 2020 2600 students each

c. Year 2030 5200 students each

3) Enhance under graduate enrollment at RCET to 800 by 2015.

b. **Strategies/Actions**

1) Freeze the under graduate enrollment at UET Main to allocate larger space to Post graduate programmes.

2) Establish more Academic Blocks and Hostel facilities at KSK and Faisalabad and transfer/arrange additional faculty to KSK and FSD Campuses from UET Main.

3) Expand infrastructure and induct more Teachers at RCET, G/Wala.

17. **Faculty Induction and Retention**

a. Faculty in a University is like the engine of a vehicle. If the engine is efficient the vehicle will run efficiently. If the engine is weak the vehicle can not give efficient service. It is therefore imperative that UET teachers are fully qualified, well motivated and fully committed.

b. The following objectives will be laid and strategies adopted:-

1) **Targets/Objectives**

1) **UET Main**

a) For 10000 enrollment there will be a requirement of 555 teachers at a ratio of 18:1 and 666 teachers at a ratio of 15:1 by 2015.

2) **KSK and FSD Campuses**

- a) For 1300 students at each campus there will be a requirement of 72 teachers each at a student to teacher ratio of 18:1 by 2015.
- b) For 2600 students there will be a requirement of 144 teachers at each campus by 2020.
- c) For 5200 students at each campus there will be a requirement of 288 teachers at each campus at student to teacher ratio of 18:1 by 2030.

3) **RCET**

- a) For 800 students there will be a requirement of 44 teachers at a student to teacher ratio of 18:1 by 2015.

2) **Strategies/Actions**

- 1) The existing strength of 920 teachers is sufficient till 2020. However to retain the requisite student to teacher ratio the number of teachers on PhD abroad will have to be carefully balanced with those in position at UET.
- 2) 271 additional teachers will have to be inducted by 2030 to meet the required target of 1231 teachers at students to teacher ratio of 15:1.
- 3) Adequate incentives will have to be given for induction and retention of quality faculty.

18. **Faculty Development**

- a) As per 2012 statistics, out of a total strength of 920 teachers, 250 are doing PhD abroad. They are expected to join back by 2015.
- b) By 2020 additional 200 teachers are proposed to be sent abroad for PhD training.
- c) Young teachers will be put through pedagogical skills and Internship training with Industry.
- d) Senior teachers will be encouraged to lead the faculty to carry out applied research, attend international conferences and take up short term teaching assignments abroad.
- e) Consultancy and registration of patents by teachers will be encouraged.
- f) **Faculty Development**
M.Sc. Training
 - i. Teachers will be encouraged to complete the M.Sc. within 3 years of their induction.

- ii. Stipend will be paid to the teachers during training.

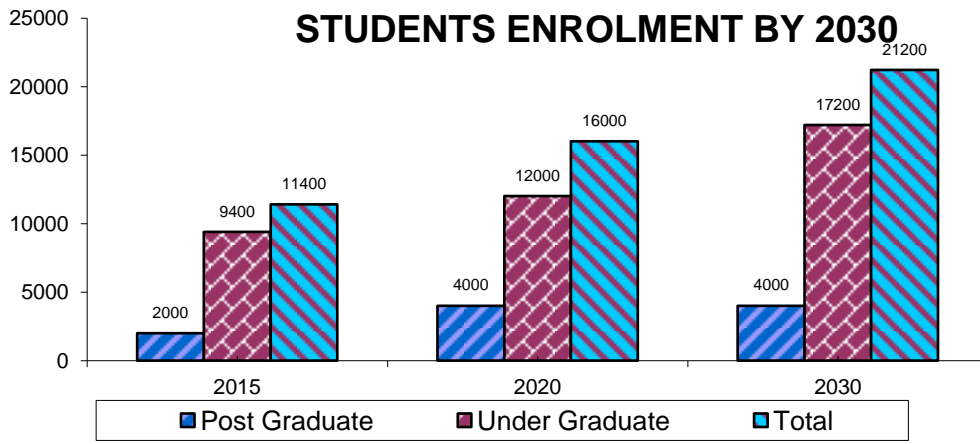
Ph.D. Training

- i. Teachers will be provided opportunities for local or foreign Ph.D. training
- ii. Adequate funding with stipend will be arranged for the teachers during Ph.D.
- iii. About 300 teachers will be put through Ph.D. training by 2015, 200 by 2020 and 300 by 2030.

Graph

Students Enrolment by 2030

	Post Graduate	Under Graduate	Total
2015	2000	9400	11400
2020	4000	12000	16000
2030	4000	17200	21200



Graph
Student Teacher Ratio

19. **Staff Induction**

a. Staff position is planned as under in various campuses.

1) **UET Main**

Year	Lab Staff	Admn/Supporting Staff	Total
By 2015	805	902	1707
By 2020	805	902	1707
By 2030	805	902	1707

2) **KSK Campus**

Year	Lab Staff	Admn/Supporting Staff	Total
By 2015	257	349	606
By 2020	320	436	756
By 2030	399	545	944

3) **Faisalabad Campus**

Year	Lab Staff	Admn/Supporting Staff	Total
By 2015	326	371	697
By 2020	407	463	870
By 2030	508	579	1087

4) **RCET Gujranwala**

Year	Lab Staff	Admn/Supporting Staff	Total
By 2015	126	203	329
By 2020	134	216	350
By 2030	157	253	410

5) Staff members will be encouraged to improve their qualification.

Additional Staff Requirement and Effect on Recurring Expenditure

Graph

Human Resource Requirement by 2030

20. **Teaching and Research**

a. Teaching

1. **Targets/Objectives**

To improve the standard of teaching

2. **Strategies/Actions**

- a. Class/Lab attendance requirement will be enforced strictly.
- b. Teachers will prepare and keep updated their lectures/lesson plans and lab manuals.
- c. For bigger classes consisting of more than three sections, there shall be a subject sponsor for each subject who shall be a senior teacher. The subject sponsor will brief and debrief the teachers every week. He will himself take a combined class and supervise the subsequent tutorial and internal discussion by other teachers.
- d. Maximum opportunities will be provided to the students to improve their communication skills.
- e. Masters and M.Phil classes shall be run on full time basis in the morning to utilize maximum lab. facilities.
- f. Chairman concerned will ensure that Ph.D. scholars and M.Sc. students remain present in the Department for carrying out research besides attending classes.
- g. Chairman will also ensure that teachers remain present in the Department through out the working hours.

b. Research

1. **Targets/Objectives**

To improve the standard of research.

2. **Strategies/Actions**

- a. Maximum emphasis will be laid on applied research.
- b. Topics for M.Sc. and PhD thesis will be such that original research papers can be extracted.
- c. Researchers will be provided lab. and allied facilities round the clock.
- d. Adequate incentives will be given for writing quality research papers.
- e. Group research shall be encouraged.

- f. Ph.D. scholars shall be encouraged to produce 2-3 impact factor papers. Their presence in the Departments will be ensured to engage them in research.
- g. M.Sc. students shall be encouraged to write at least one impact factor publication.
- h. Ph.D. and M.Sc. scholars getting stipend will be asked to produce more impact factor papers than others.

21. **Linkages with Industry, Social Sector and Academic Organizations**

a. **Domestic Linkages**

1) **Objectives/Targets**

To develop linkages with industry and other organizations

2) **Strategies/Actions**

- a) Joint training and research facilities will be set up in collaboration with industry.
- b) B.Sc. M.Sc and Ph.D projects will be based on solving industrial problems.
- c) Internship with industry will be mandatory for the students.
- d) Industry will be adequately represented in various academic and administrative bodies.
- e) Industry will be requested to finance research chairs and labs in various disciplines.
- f) Industrialists shall be periodically invited to visit research centres and the departments.
- g) Directorate of Research, Office of Technology Transfer and Director External Linkages will proactively interact with industry to get research assignments and projects.
- h) MOUs will be signed with industry for mutual interaction and internship training.
- i) Technology Park, Incubation Centre and Entrepreneurship Centre/Industrial Relationship Centre will be set up in each campus for enhanced interaction with industry.
- j) Refresher training will be conducted for field engineers and technicians at Continuing Engineering Education and Training Centres established at various campuses.

22. **International Linkages**

a. **Objectives/Targets**

To develop international linkages

b. **Strategies/Actions**

- 1) MOUs will be signed by the University / Departments with Foreign Universities / Departments for benefiting from their Postgraduate Teaching & Research.
- 2) Specialized Faculty will be invited on short and long term basis for interacting with the teachers and the students.

23. **Students Services and Facilities**

1) **Students Counseling and Guidance**

a. **Objectives/Targets**

To provide high standard of counseling and guidance services / facilities

b. **Strategies/Actions**

- General guidance to the students will be provided by respective Chairmen, Director Students Affairs and Senior Warden.
- For counseling and personality development, each teacher will be assigned a group of students in every class. Teachers performance in guidance/counseling will be reflected in the assessment by the students.
- University counselor will attend to students needing psychological treatment.

2. **Sports and Co-curricular Activities – Strategies/Actions**

Sports and Co-curricular activities will be extended to all students at each campus. Sphere of activities of various societies of students like Literary, Dramatic and Debating etc. will be enhanced for ensuring greater participation of students.

3. **Provision of Students Services Center – Strategies/Actions**

Students Services Centres will be setup at each campus with requisite facilities.

4. **Provision of Students Placement Center – Strategies/Actions**

- a) Students Placement Bureau will be further expanded to meet the requirements of enhanced students' strength.
- b) Students internship with industry will be made mandatory from 2015. Teaching staff will carry out monitoring of the internees.

24. **Alumni**a. **Strategies/Actions**

1. Alumni Association will be expanded. A data base of Alumni will be maintained and greater interaction will be ensured with the Alumni.
2. Alumni will be persuaded to contribute towards Alumni Fund.

25. **Quality Enhancement**a. **Objectives/Targets**

To enforce quality enhancement.

b. **Strategy/Actions**

Following mechanism will be developed to ensure quality:-

- 1) Chairmen of the departments and Directors of centers will evolve comprehensive plans for faculty training, improvement of teaching and research and will submit a written report to the Dean for information of the Vice-Chancellor / Syndicate at the end of each academic year.
- 2) Quality Assurance Cell will monitor the data provided by the departments and centers and keep the Deans and the Vice-Chancellor informed.
- 3) The Deans and the Vice-Chancellor will provide guidance to the departments and the centers to further improve the standard of teaching and research.
- 4) It will be ensured that besides sustained knowledge input, personality development, communication skills and entrepreneurship skills remain an area of major focus for undergraduate students.
- 5) Vice-Chancellor will submit a report to the senate on the affairs of the university every year.
- 6) M.Sc, M. Phil, Ph.D thesis of the research students will be checked for similarity index before final submission and viva voce examination.
- 7) Campus Construction Committee and the Monitoring Cell will continuously monitor the progress of various civil works.
- 8) A Central Purchase Committee will be set up for procurement and purchases.
- 9) An Austerity Committee will be set up to enforce economy measures.

26. **Internationalizing The University and Improving World Ranking**a. **Internationalization of UET**1) **Objectives/Targets**

To internationalize the University

2) **Strategies/Actions**

Following measures are envisaged in this regard:

- a) Split Ph.D programs with foreign institutions shall be promoted.
- b) Induction of foreign students will be enhanced from existing 800 students to 1200 students and better hostel facilities will be provided to them.
- c) International collaboration by various departments and research centers shall be enhanced on similar lines as by Al-Khawarzimi Institute of Computer Science with MIT, Harvard, CISCO, Cavium etc.

b. **Improving World Ranking**

1) **Objectives/Targets**

To improve UET World Ranking from top 300 to top 100 Engineering Universities of the World.

2) **Strategies/Actions**

In order to improve UET's position in World Ranking, following measures shall be adopted:-

- c) University shall be given a multi disciplinary dimension by expanding Faculty of Humanities & Social Sciences, School of Architecture & Planning, Institute of Business & Management and Technology programs.
- d) The number of PhD. Teachers shall be increased.
- e) The number of research publications in abstracted / impact international journals shall be increased.
- f) University Web Site will be continuously updated.

FUNDING OF THE UNVERSITY

Development Funds

27. **Source of Development Funds**

Funding of Development Projects will essentially be done by the Federal Government through Higher Education Commission. However efforts will be made to arrange funds from the Government of the Punjab and the University.

28. **Development Budget for the Years 2011-12 and 2012-13**

(Rs. in Million)	
Financial Year	HEC Grant
2011-12	645.996
2012-13	700.000

29. Requirements of Development Funds for UET Main upto 2030 – Annex-A Page 29
30. Requirements of Development Funds for KSK Campus upto 2030 – Annex-B Page 30
31. Requirements of Development Funds for FSD Campus upto 2030 – Annex-C Page 31
32. Requirements of Development Funds for RCET G/Wala upto 2030 – Annex-D Page 32

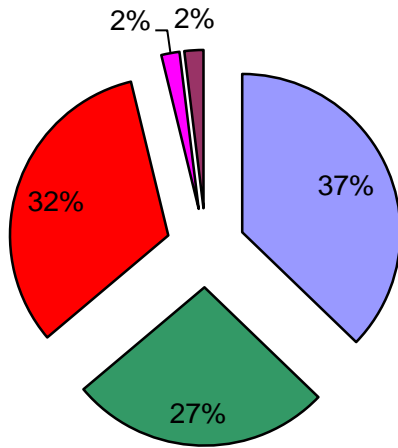
33. **Financial Requirements of Development Funds up to 2030****Rs. in Million**

Description	2015	2020	2025	2030
Civil Works	2206	1275	1445	1240

Equipment	1580	1600	1400	1480
Faculty Training	1918	1936	2421	1290
Books	55	70	65	70
Furniture	55	55	63	55
Computerization & Networking	0	170	0	60
Transport	75	70	75	70
Power Generation	0	0	0	345
Contingencies	40	40	40	40
Total	5929	5216	5509	4650

Pie Chart

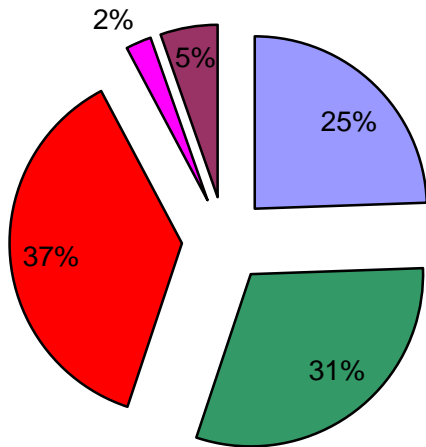
FINANCIAL REQUIREMENTS (Development) upto 2015



Total Rs.

■ Civil Works	Rs. 2206 M
■ Equipment	Rs. 1580 M
■ Faculty Development	Rs. 1918 M
■ Books & Journals and Furniture	Rs. 110.00 M
■ Computerization & Networking, Power Generator, Transport and Contingencies	Rs. 1031.500M

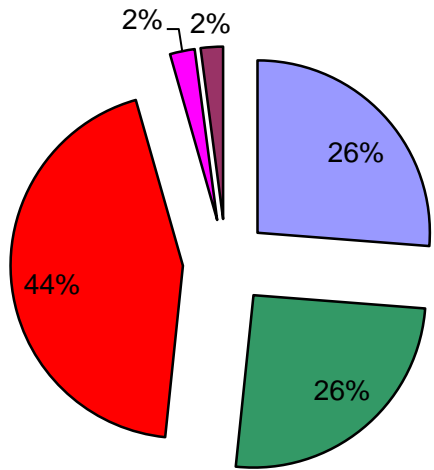
FINANCIAL REQUIREMENTS (Development) upto 2020



- Civil Works Rs. 1275 M
- Equipment Rs. 1600 M
- Faculty Development Rs. 1936 M
- Books & Journals and Furniture Rs. 125 M
- Computerization & Networking, Power Generator, Transport and Contingencies Rs. 1031.500M

Total Rs.

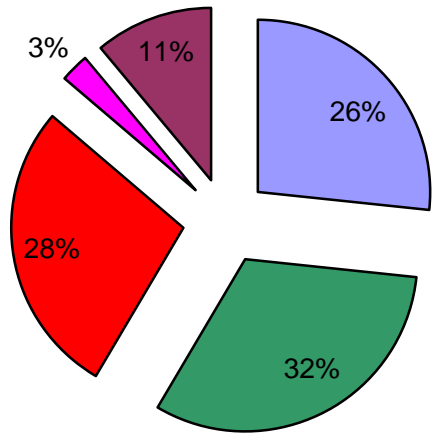
FINANCIAL REQUIREMENTS (Development) upto 2025



Total Rs. 5509.000 M

■ Civil Works	Rs. 1445 M
■ Equipment	Rs. 1400 M
■ Faculty Development	Rs. 2421 M
■ Books & Journals and Furniture	Rs. 128 M
■ Computerization & Networking, Power Generator, Transport and Contingencies	Rs. 115 M

FINANCIAL REQUIREMENTS (Development) upto 2030



■ Civil Works	Rs. 1240 M
■ Equipment	Rs. 1480 M
■ Faculty Development	Rs. 1290 M
■ Books & Journals and Furniture	Rs. 125 M
■ Computerization & Networking, Power Generator, Transport and Contingencies	Rs. 515 M

Total Rs.

Financial Requirements for Development Upto 2030

Recurring Funds

34. Sources of Recurring Funds

60 % of recurring funds are arranged by the Federal Government through Higher Education Commission; while 40 % funds are arranged by the University.

35. Estimated Recurring Budget for the Years 2011-12 to 2014-15:-

(Rs. in Million)

Financial Year	Own Resources	HEC Grant	Pb Govt. Grant	Total
2011-12	710.000	887.000	-----	1697.000
2012-13	710.000 estimated	987.000	-----	1697.000
2013-14	710.000 estimated	987.000	-----	1697.000
2014-15	780.000 estimated	1085.700	-----	1865.700

36. **Financial Stability of the University and Plans for Generation of Funds**

- a) The development funds for the University are arranged mainly by the Federal Government by way of grants for various development schemes. This system is working well. However should there be financial pressure on the Government, the development schemes can be extended in time frame.
- b) For operational budget 60% of funds are arranged by Government and 40% by the University. The rapid pace at which the recurring budget is increasing, the University may find it difficult to arrange the requisite share of 40% funds unless some other sources are tapped. Enhancing fee structure or reducing fee subsidy can generate more income but such a decision may have political implications. It is, therefore, proposed that subsidy presently being given to 80% students may be gradually reduced through increase in the fees. Similarly, charges for electricity, gas, transport and stationery etc. may be increased with increase in market rates.
- c) Other sources from which University will generate income are:-
- 1) Extra Teaching
 - 2) Commissioned research
 - 3) Patents
- d) ESUPAK
- e) Alumni

37. **Implementation Position of On-Going Projects as on 31-03-2012**

Rs. in Million

1.	TOTAL NUMBER OF ON-GOING PROJECTS	1 (One)
2.	TOTAL COST OF THE PROJECT	Rs. 5929.000
3.	FUNDS RELEASED UPTO 31-03-2012	Rs. 2185.000
4.	FUNDS UTILIZED UPTO 31-03-2012	Rs. 2158.000
5.	BALANCE AVAILABLE ON 31-03-2012	Rs. 27.000

Proposal for PSDPs 2011-12 to 2014-15

Name of Projects	Funds Required During Financial Years			
	2011-12	2012-13	2013-14	2014-15
Strengthening of UET Lahore	600.000	1350.000	1250.000	1144.000

Requirements of Development Funds for UET Main Lahore upto 2030

A.	Upto 2015	
1.	Civil Works	460.000 M
2.	Lab. Equipment	910.000 M
3.	Faculty Training/Development	805.000 M
4.	Books & Journals	25.000 M
5.	Furniture	15.000 M
6.	Transport	30.000 M
7.	Contingencies	15.000 M
	Total	2,260.000 M
B.	2015-2020	
1.	Civil Works (Replacement of Old Buildings)	300.000 M
2.	Equipment for Centres	450.000 M
3.	Faculty Training/Development	656.000 M
4.	Induction of Computers etc.	100.000 M
5.	Books & Journals	25.000 M
6.	Furniture	15.000 M
7.	Transport	15.000M
8.	Contingencies	15.000 M
	Total	1,576.000 M
C.	2020-2025	
1.	Civil Works (Replacement of Old Buildings)	425.000 M
2.	Lab. Equipment	450.000 M
3.	Faculty Training/Development	747.000 M
4.	Books & Journals	15.000 M
5.	Furniture	15.000 M
6.	Transport	20.000 M
7.	Contingencies	15.000 M
	Total	1,687.000 M
D.	2025-2030	
1.	Civil Works (Replacement of Old Buildings)	380.000 M
2.	Lab. Equipment	450.000 M
3.	Faculty Training/Development	550.000 M
4.	Computerization & Internet Facility	60.000 M
5.	Power House	100.000 M
6.	Replacement of Tubewells	60.000 M
7.	Books & Journals	25.000 M
8.	Furniture	15.000 M
9.	Transport	15.000 M
10.	Contingencies	15.000 M
	Total	1,670.000M

Requirements of Development Funds for KSK Campus upto 2030**A. Upto 2015**

1.	Civil Works	875.000 M
2.	Lab. Equipment	232.000 M
3.	Faculty Training/Development	476.000 M
4.	Books & Journals	15.000 M
5.	Furniture	20.000 M
6.	Transport	15.000 M
7.	Contingencies	10.000 M

Total **1,643.000 M**

B. 2015-2020

1.	Civil Works (Replacement of Old Buildings)	300.000 M
2.	Lab Equipment	350.000 M
3.	Faculty Training/Development	640.000 M
4.	Books & Journals	25.000 M
5.	Furniture	15.000 M
6.	Transport	15.000M
7.	Contingencies	10.000 M

Total **1,355.000 M**

C. 2020-2025

1.	Civil Works	340.000 M
2.	Lab. Equipment	350.000 M
3.	Faculty Training/Development	837.000 M
4.	Books & Journals	25.000 M
5.	Furniture	20.000 M
6.	Transport	15.000 M
7.	Contingencies	10.000 M

Total **1,597.000 M**

D. 2025-2030

1.	Civil Work	400.000 M
2.	Lab. Equipment	350.000 M
3.	Faculty Training/Development	290.000 M
4.	Power House & Generator	175.000 M
5.	Books & Journals	25.000 M
6.	Furniture	15.000 M
7.	Transport	15.000 M
8.	Contingencies	10.000 M

Total **1,280.000 M**

Requirements of Development Funds for FSD Campus upto 2030

A.	Upto 2015		
	1.	Civil Works	685.000 M
	2.	Lab. Equipment	360.000 M
	3.	Faculty Training/Development	483.000 M
	4.	Books & Journals	10.000 M
	5.	Furniture	15.000 M
	6.	Transport	15.000 M
	7.	Contingencies	10.000 M
		Total	1,578.000 M
B.	2015-2020		
	1.	Civil Works	450.000 M
	2.	Lab. Equipment	450.000 M
	3.	Faculty Training/Development	640.000 M
	4.	Books & Journals	15.000 M
	5.	Furniture	20.000 M
	6.	Transport	25.000M
	7.	Contingencies	10.000 M
		Total	1,610.000 M
C.	2020-2025		
	1.	Civil Works	340.000 M
	2.	Lab. Equipment	350.000 M
	3.	Faculty Training/Development	837.000 M
	4.	Books & Journals	15.000 M
	5.	Furniture	20.000 M
	6.	Transport	25.000 M
	7.	Contingencies	10.000 M
		Total	1,597.000 M
D.	2025-2030		
	1.	Civil Works	285.000 M
	2.	Lab. Equipment	450.000 M
	3.	Faculty Training/Development	290.000 M
	4.	Books & Journals	15.000 M
	5.	Furniture	20.000 M
	6.	Transport	25.000 M
	7.	Contingencies	10.000 M
		Total	1,095.000M

Requirements of Development Funds for RCET G/ Wala upto 2030

A.	Upto 2015	
	1. Civil Works	186.000 M
	2. Lab. Equipment	78.000 M
	3. Faculty Training/Development	154.000 M
	4. Books & Journals	5.000 M
	5. Furniture	5.000 M
	6. Transport	15.000 M
	7. Contingencies	5.000 M
	Total	448.000 M
B.	2015-2020	
	1. Civil Works	225.000 M
	2. Lab. Equipment	350.000 M
	3. Computerization & Networking	50.000 M
	4. Addition of Computers	20.000 M
	5. Books & Journals	5.000 M
	6. Furniture	5.000 M
	7. Transport	15.000M
	8. Contingencies	5.000 M
	Total	675.000 M
C.	2020-2025	
	1. Civil Works	340.000 M
	2. Lab. Equipment	250.000 M
	3. Books & Journals	10.000 M
	4. Furniture	8.000 M
	5. Transport	15.000 M
	6. Contingencies	5.000 M
	Total	628.000 M
D.	2025-2030	
	1. Civil Works	115.000 M
	2. Lab. Equipment	230.000 M
	3. Faculty Training/Development	160.000 M
	4. Generator for Power House	70.000 M
	5. Books & Journals	5.000 M
	6. Furniture	5.000 M
	7. Transport	15.000 M
	8. Contingencies	5.000 M
	Total	605.000M